

7= Describes the IRB exceptionally well; 6= Describes the IRB very well; 5= Describes the IRB well; 4= Describes the IRB somewhat; 3= Only slightly describes the IRB;
 2= Does not describe the IRB; 1= Don't know or not applicable

1. I submit applications or interact most with the:

	Response Percent	Response Total
Health Sciences IRB (HSIRB) (Biomedical Research)	64.5%	158
University Park IRB (UPIRB) (Social / Behavioral Research)	35.5%	87
Total Respondents (skipped this question)		245 0

2. I am a USC

	Response Percent	Response Total
Faculty member	36.7%	90
Staff member	24.1%	59
Student	26.9%	66
Affiliate	2%	5
Research staff	10.2%	25
Total Respondents (skipped this question)		245 0

3. The IRB Committee / IRB staff is knowledgeable about human subjects procedures and federal, state, and local policies.

	Response Percent	Response Total
7	36.9%	65
6	35.8%	63

7= Describes the IRB exceptionally well; 6= Describes the IRB very well; 5= Describes the IRB well; 4= Describes the IRB somewhat; 3= Only slightly describes the IRB;


2= Does not describe the IRB; 1= Don't know or not applicable

5		13.1%	23
4		4%	7
3		0.6%	1
2		1.1%	2
1		8.5%	15
		Total Respondents	176
		(skipped this question)	69

4. The iStar system has improved the IRB review process.

		Response Percent	Response Total
7		30.3%	53
6		26.3%	46
5		16.6%	29
4		6.3%	11
3		4.6%	8
2		4.6%	8
1		11.4%	20
		Total Respondents	175
		(skipped this question)	70

5. The IRB Committee / IRB staff reviews protocols in a timely fashion.

		Response Percent	Response Total
7		25.1%	44
6		29.7%	52
5		18.9%	33
4		9.7%	17

7= Describes the IRB exceptionally well; 6= Describes the IRB very well; 5= Describes the IRB well; 4= Describes the IRB somewhat; 3= Only slightly describes the IRB;


2= Does not describe the IRB; 1= Don't know or not applicable

3		8.6%	15
2		3.4%	6
1		4.6%	8
		Total Respondents	175
		(skipped this question)	70

6. The IRB Committee / IRB staff does not allow personal biases to affect evaluation of protocols.


		Response Percent	Response Total
7		22.5%	39
6		20.8%	36
5		15.6%	27
4		8.7%	15
3		2.9%	5
2		3.5%	6
1		26%	45
		Total Respondents	173
		(skipped this question)	72

7. The IRB Committee / IRB staff does not use its power to suppress research that is otherwise methodologically sound and in compliance with federal policy.

		Response Percent	Response Total
7		26.4%	46
6		29.3%	51
5		9.8%	17
4		5.2%	9
3		4.6%	8

7= Describes the IRB exceptionally well; 6= Describes the IRB very well; 5= Describes the IRB well; 4= Describes the IRB somewhat; 3= Only slightly describes the IRB;


2= Does not describe the IRB; 1= Don't know or not applicable

2		2.3%	4
1		22.4%	39
Total Respondents			174
(skipped this question)			71

8. The IRB Committee / IRB staff conducts conscientious reviews of protocols.

		Response Percent	Response Total
7		33.3%	57
6		32.2%	55
5		14%	24
4		5.8%	10
3		1.8%	3
2		1.8%	3
1		11.1%	19
Total Respondents			171
(skipped this question)			74

9. The IRB Committee / IRB staff address scientific validity/methodology as well as ethics.

		Response Percent	Response Total
7		25.3%	43
6		26.5%	45
5		15.9%	27
4		7.6%	13
3		4.1%	7
2		2.9%	5
1		17.6%	30

7= Describes the IRB exceptionally well; 6= Describes the IRB very well; 5= Describes the IRB well; 4= Describes the IRB somewhat; 3= Only slightly describes the IRB;

2= Does not describe the IRB; 1= Don't know or not applicable

Total Respondents	170
(skipped this question)	75

10. The IRB Committee / IRB staff is reasonable and appropriate in their review of and modification to informed consent.



11. The IRB Committee / IRB staff offers appropriate and helpful editorial suggestions regarding consent documents and protocols.



7= Describes the IRB exceptionally well; 6= Describes the IRB very well; 5= Describes the IRB well; 4= Describes the IRB somewhat; 3= Only slightly describes the IRB;
2= Does not describe the IRB; 1= Don't know or not applicable

12. The IRB Committee / IRB staff works with investigators to find mutually satisfying solutions whenever disagreements exist.



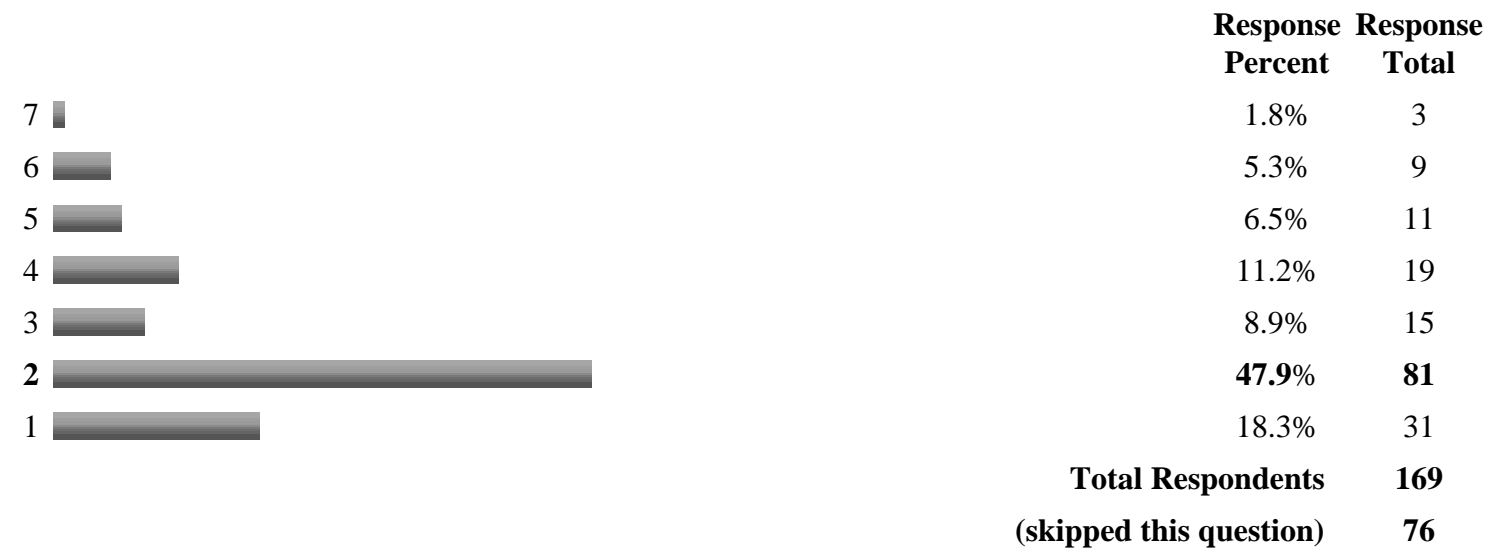
13. The IRB Committee / IRB staff treats investigators with respect.



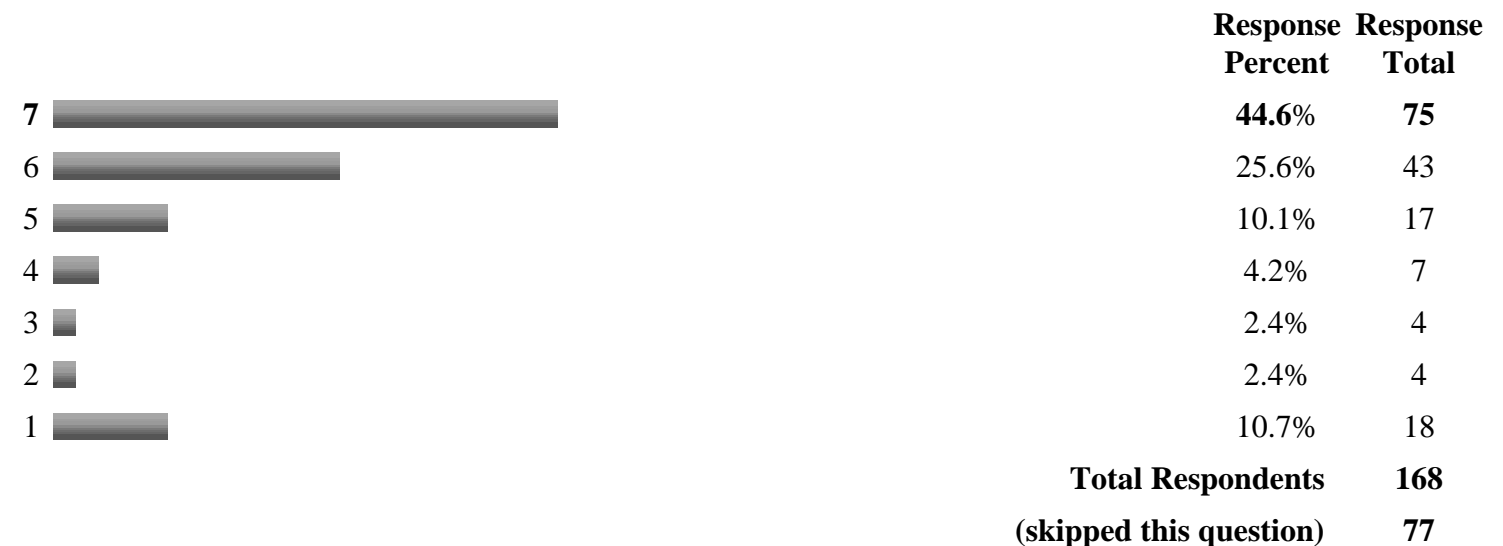
14. Generally speaking, I have had negative interactions with the IRB Committee / IRB staff.

7= Describes the IRB exceptionally well; 6= Describes the IRB very well; 5= Describes the IRB well; 4= Describes the IRB somewhat; 3= Only slightly describes the IRB;

2= Does not describe the IRB; 1= Don't know or not applicable




15. The IRB Committee / IRB staff views the protection of human participants as its primary function.



16. The IRB Committee / IRB staff provides satisfactory rationale when it mandates changes in a protocol.

Response	Response Percent	Response Total
----------	------------------	----------------


7= Describes the IRB exceptionally well; 6= Describes the IRB very well; 5= Describes the IRB well; 4= Describes the IRB somewhat; 3= Only slightly describes the IRB;
 2= Does not describe the IRB; 1= Don't know or not applicable

7		17.9%	30
6		30.4%	51
5		19.6%	33
4		7.7%	13
3		6%	10
2		5.4%	9
1		13.1%	22
		Total Respondents	168
		(skipped this question)	77

17. The IRB Committee / IRB staff overestimates the magnitude and probability of risk.

		Response Percent	Response Total
7		13.6%	23
6		11.2%	19
5		11.8%	20
4		8.3%	14
3		13%	22
2		21.9%	37
1		20.1%	34
		Total Respondents	169
		(skipped this question)	76

18. The IRB offers investigators opportunities to be adequately educated about federal research policy and general human subjects research.

		Response Percent	Response Total
7		36.9%	62
6		31%	52

7= Describes the IRB exceptionally well; 6= Describes the IRB very well; 5= Describes the IRB well; 4= Describes the IRB somewhat; 3= Only slightly describes the IRB;

2= Does not describe the IRB; 1= Don't know or not applicable

5		14.3%	24
4		4.8%	8
3		3%	5
2		1.2%	2
1		8.9%	15
		Total Respondents	168
		(skipped this question)	77

19. The IRB Committee / IRB staff acknowledges delays in processing applications and attempts to address the delays as quickly as possible.

		Response Percent	Response Total
7		16.5%	28
6		22.9%	39
5		15.9%	27
4		15.3%	26
3		5.3%	9
2		7.1%	12
1		17.1%	29
		Total Respondents	170
		(skipped this question)	75

20. The IRB Committee / IRB staff appropriately distinguishes which types of review a study requires: exempt/expedited/full board/not human subjects.

		Response Percent	Response Total
7		29%	49
6		32%	54
5		16%	27

7= Describes the IRB exceptionally well; 6= Describes the IRB very well; 5= Describes the IRB well; 4= Describes the IRB somewhat; 3= Only slightly describes the IRB;
 2= Does not describe the IRB; 1= Don't know or not applicable

4		7.1%	12
3		5.9%	10
2		2.4%	4
1		7.7%	13
Total Respondents			169
(skipped this question)			76

21. Turn around time for protocol approval reflects the level of risk involved.

		Response Percent	Response Total
7		11.9%	20
6		23.2%	39
5		13.1%	22
4		7.1%	12
3		5.4%	9
2		8.3%	14
1		31%	52
Total Respondents			168
(skipped this question)			77

22. The IRB / OPRS websites are a valuable resource.


		Response Percent	Response Total
7		25.4%	43
6		29%	49
5		14.8%	25
4		10.7%	18
3		6.5%	11

7= Describes the IRB exceptionally well; 6= Describes the IRB very well; 5= Describes the IRB well; 4= Describes the IRB somewhat; 3= Only slightly describes the IRB;


2= Does not describe the IRB; 1= Don't know or not applicable

2		4.7%	8
1		8.9%	15
Total Respondents			169
(skipped this question)			76

23. The human subjects educational brochures are useful.

		Response Percent	Response Total
7		11.1%	19
6		21.1%	36
5		18.7%	32
4		14.6%	25
3		4.1%	7
2		7.6%	13
1		22.8%	39
Total Respondents			171
(skipped this question)			74

24. I read the human subjects newsletter.

		Response Percent	Response Total
7		13.7%	23
6		13.1%	22
5		14.3%	24
4		15.5%	26
3		6.5%	11
2		19%	32
1		17.9%	30